


# Gardens



# &



# Gables

## Saturday, July 19, 2003

9:00 am - 2:00 pm Gardens & Gables Tour

11:00 am - 1:00 pm Relax & Learn Garden Gathering

1:00 pm Prize Drawing

Proceeds from this event will benefit the following organizations and sponsors




North Platte Public Library  
**Foundation**

*Promoting and enhancing the library as a community resource.*

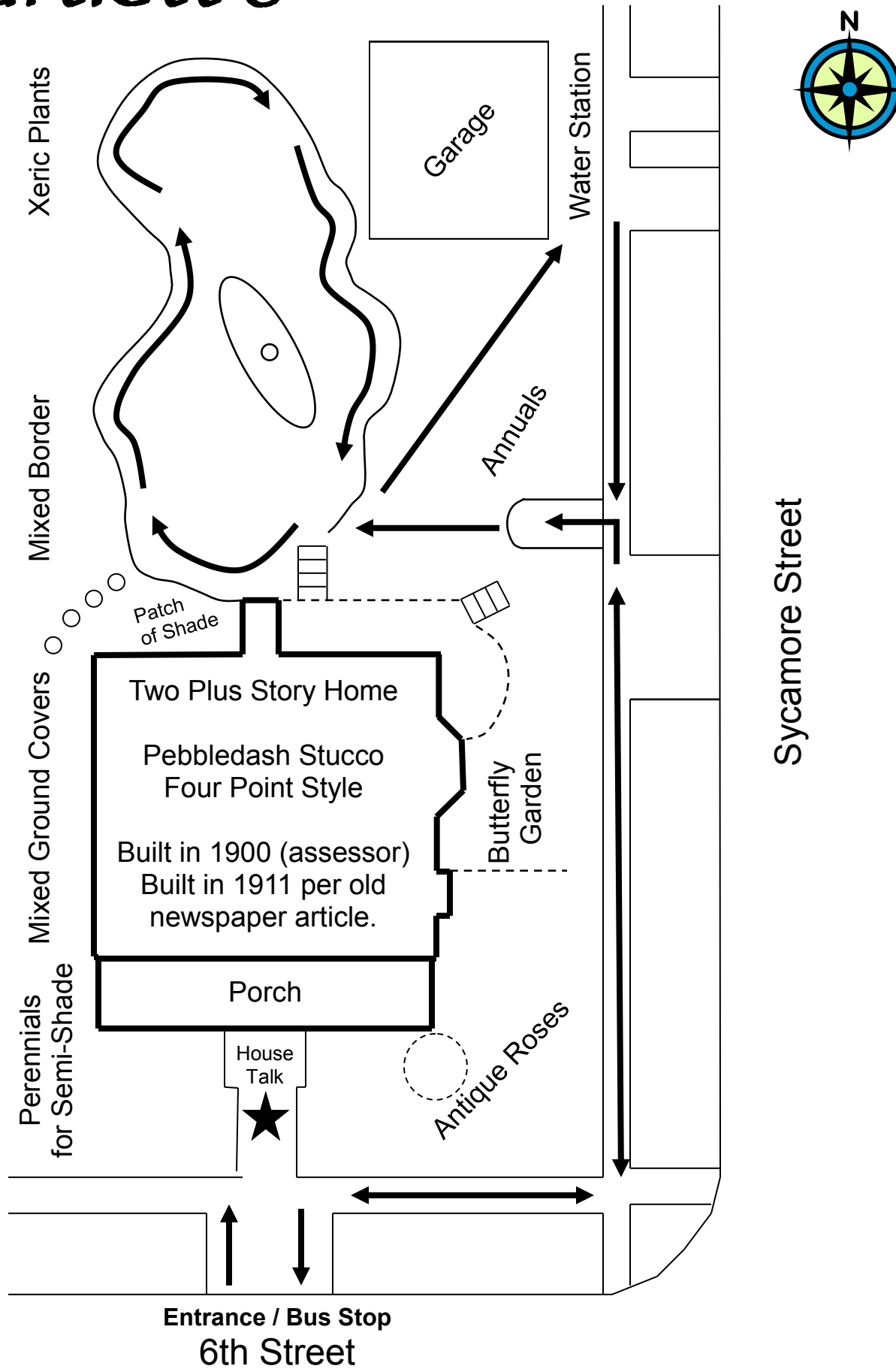


Celebrating 25 years!



# Bartlett's

## 305 West 6th Street



## Architectural Review by Stephen Granger



Paul and Ann Bartlett's home is part of the earlier homes of North Platte. Built as early as 1900 or as late as 1911, the pebbledash stucco reflects the origins of the early establishment of North Platte. The two plus story home is located on the corner of one of the early main streets of North Platte. The style is a "four point" with the most modern features of its time. The four point style reflects the symmetry of design of the box style luxury home. The front porch with the above balcony provides a wonderful location for luxury activities during the hot summer months. The tall height of the home is a dominant feature with its combination of hip and gable roof lines. The eaves reflect a craftsman style with the exposed eave framing with ornamental brackets.

Each floor level is delineated on the outside with exposed eaves and ornamental brackets. The white fencing around the side and back yard along with the choice of landscaping materials creates an oasis in one of the original homes of North Platte.

## Landscape Tour Guide by Ann Bartlett

The bus stop and entrance to 305 West 6th Street is the front walk where one can still hitch "Old Dobbin" to an iron ring in the pavement.

The story of this historic home will be told on the entry walkway twice hourly.

The west front border is a collection of perennials for semi shade. The front lawns are thyme and veronica. An heirloom daylily, Hyperion, is on either side of the front porch.

The southeast corner is the site of a garden of old roses. Most were planted in 1999. The fence is lined with daylily "fulva" which were found on the property. Their color reflects the orange pebbles in the stucco finish. Within the fence is a butterfly garden. Butterfly Weed can be seen at the south end. The butterfly bush, Black Knight, is at the north end.

Enter the back yard via the arbor gate and continue along the path past herbs and asparagus, raspberries and Jerusalem artichokes. Continue to your left around the lawn to see the mixed border.

Very little of the landscape is visible from the house. The area seen from the kitchen window features grasses, shrubs, and plants valued for their foliage. The north end of the boarder is composed of plants chosen for their tolerance of dry conditions.

The arborvitae, planted in 1999, will grow whenever conditions are favorable rapidly forming an evergreen hedge. The valariana planted between hedge and turf are all seedlings of one plant. In developing the borders, annuals are used until perennials reproduce, providing a source of proven survivors.

Note the name "Dolson" carved in the garage threshold. The large stucco object between the garage windows is one of the original balcony piers.

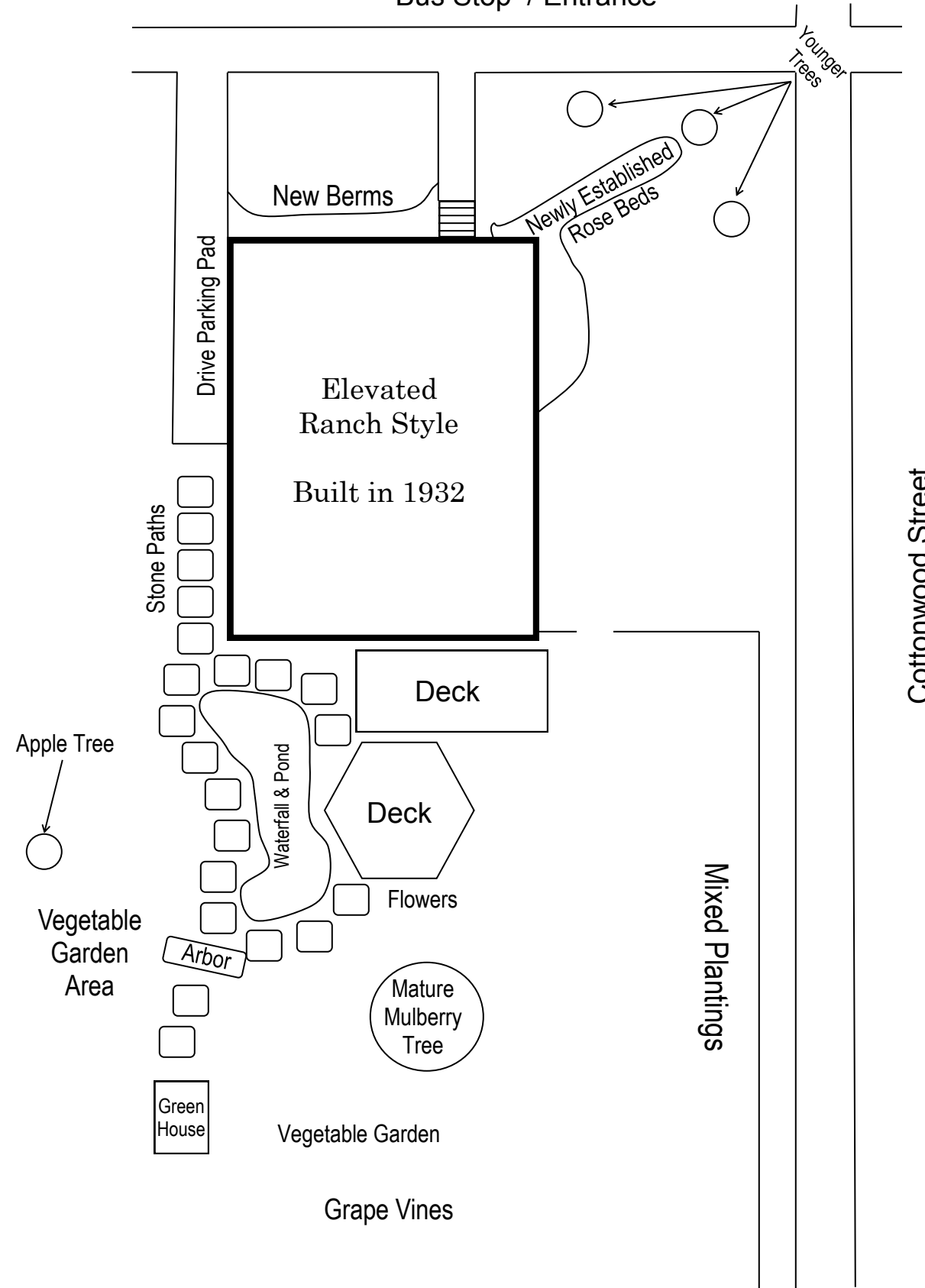
The annual area was a parking lot! Yearly soil amendment and double digging will make it ready for perennials.

Exit via the garage gate and enjoy a refreshing glass of water.

# Billingsley's 520 East 9th Street



9th Street  
Bus Stop / Entrance



## Architectural Review by Stephen Granger



The Randy and Penny Billingsley residence is located at the corner of 9th and Cottonwood Streets. With the corner lot, the homeowners are allowed to be creative with the landscape design features. The house is an elevated ranch home with some architectural elements designed for the main entry. The monumental front stairs provide a definite pathway to the covered porch, while the arched entry softens the hard corners of the all brick home. The landscaping around

the perimeter of the house invites you to a private gate where the rest of the landscaping and water refuge can be enjoyed in their private setting.

### Tour Guide Information by Penny Billingsley

Our home is of brick structure and was built in the 1930's by a gentleman named Henry Kahler for Viola Lannon. Randy and I are the third owners of this house. We purchased it from the Morrow family in 1998.

The interior of the house is interesting as there are no square corners, except in the remodeled bathroom and kitchen. There are two of the original light fixtures in the home as well and the main floor has oak floors throughout.

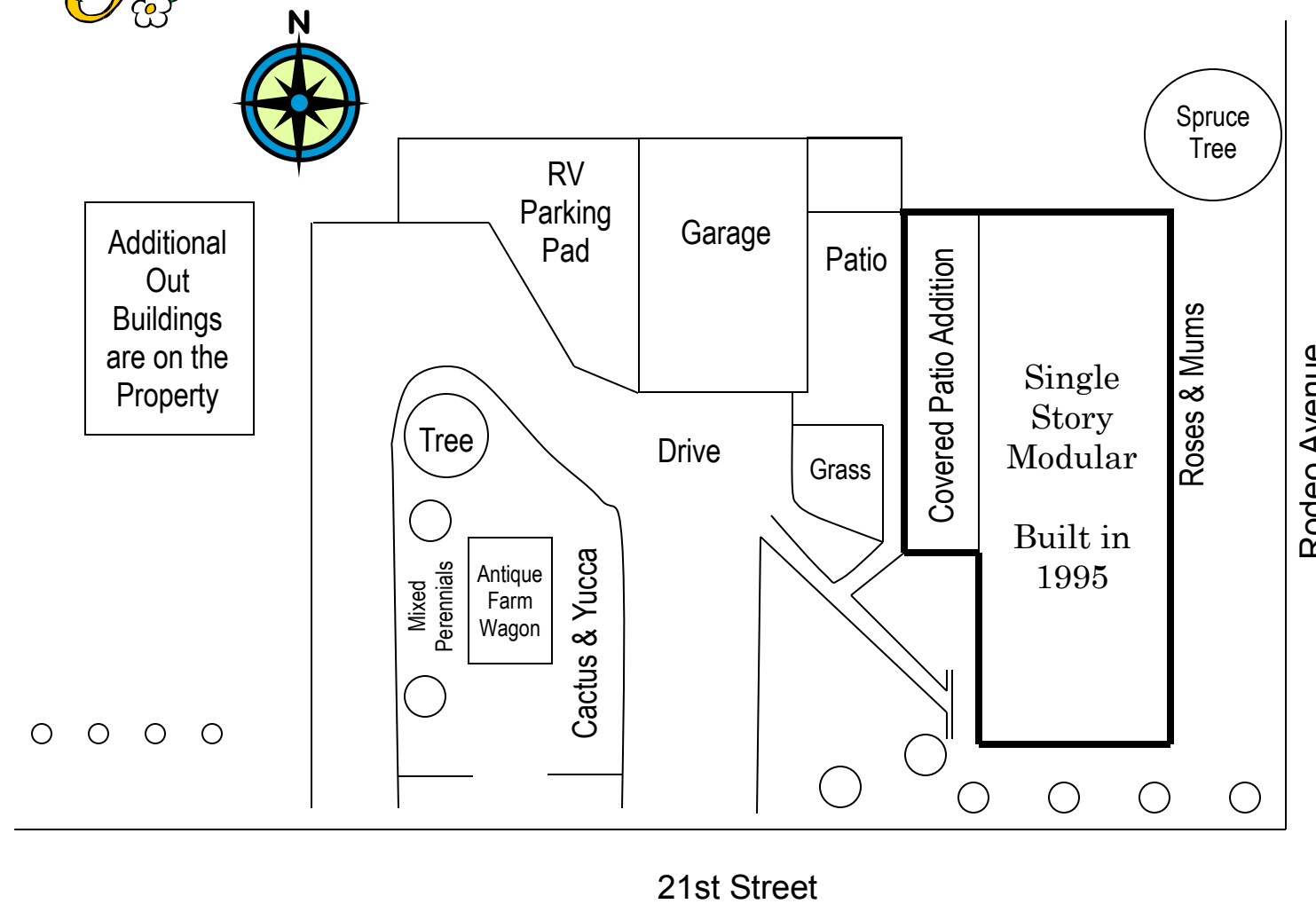
The highlight of the landscaping is the 3,000 gallon pond with a waterfall. It is home to 16 fish and several water plants. Randy built the 2 level deck with the upper level overlooking the waterfall. The fish and water lilies were a gift from a friend who is an avid water gardener.

Randy and I have added several new berms throughout the yard. We have a combination of perennials and annuals along with several plants that were here when we purchased the house.

We hope that you will enjoy our yard, sit and relax next to the pond and listen to the waterfall.



2102 Rodeo Avenue



Johnson's acreage is a spacious 6.6 acres. There is much history to the land, be sure to ask if you are interested. The Johnson's also collect antique or collector cars. They have nine in storage in the many buildings sprinkling the property.



## Architectural Review by Stephen Granger



Chuck and Margurette Johnson's residence is located near the Buffalo Bill Ranch and has lots of open space to enjoy. The residence is a single story modular home with low sloping roofs, lots of windows, and solid white color siding contrasting with dark shutters. The lower height of the home, enhances the views of the wonderful combination of deciduous trees, open green spaces, along with the natural beauty of a windbreak. A large deck area in the back extends their living area to the west. The large coniferous trees

provide some much needed early evening shade to the deck area.

## Landscape Tour Guide by Margurette Johnson

When Margurette moved onto the property in 1969 there were no improvements. A barbed wire fence surrounded the property and the ground was covered with a lot of weeds and sandburs. Thirty-four years later the property shows the results of a lot of thought given to detail and an awful lot of hard work.

Margurette comes from a farm family of ten children. The work ethic she learned from the farm shows in the "manicured" look of the entire acreage, including the lawn, plants and trees. Since Chuck works at his job five days a week, Margurette considers the care of the property her job. Chuck helps out when he can.

The most prominent landscape and garden feature is the rock and flower garden just west of the house. The raised area features a large cactus that produces hundreds of beautiful red blooms for about 3-4 days in June of each year. Yucca plants surround the area. In the center of the area are a variety of flowers, bushes and ground cover complimented by assorted concrete ornaments and figurines.

Behind the raised area is an antique farm wagon full of "wave" petunias. This wagon and the wheels are outlined in white lights, which are lit every evening year-round. In addition to the permanent "HUSKER" decorations, the wagon is decorated differently for various holidays throughout the year. Volunteer petunias and other flowers come up under and around the wagon each year.

West of the wagon is another flower garden with black-eyed susans, irises, larkspur, phlox, daisies and other flowers, along with blue spruce and cedar trees.

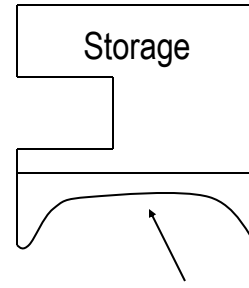
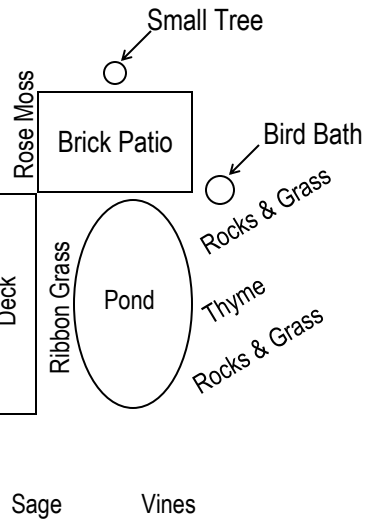
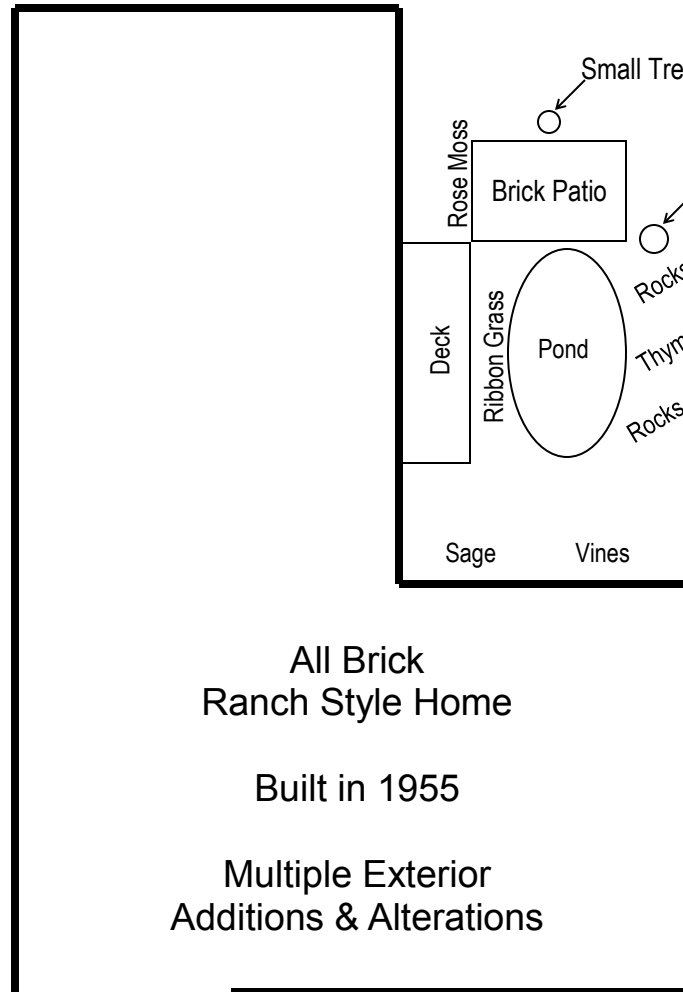
The property around the house has several smaller garden areas with roses, daisies, phlox, larkspur, mums, peonies, and other flowers and bushes. The patio area boasts many hanging baskets and standing pots of petunias.

All in all, the property is a very well designed and maintained example of how gardens and landscaping can enhance the look of buildings and grounds.



# Keithley's

## 1319 East D Street



More surprises  
await in the back  
yard including  
Cosmos, Mums,  
Bachelor Buttons,  
Marigolds,  
Dianthus, Hibiscus,  
Peonies, and Lilies.

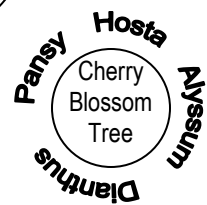
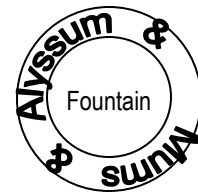
Mums & Roses

Gladiolas Asters  
Mums

Stone Walk

*A little bit of everything. Can you  
spot the herbs, perennials, and  
annuals?*

*Feel free to ask about the plants  
in this area. It is a great mixed  
meadow of life.*



D Street & Bus Stop



## Architectural Review by Stephen Granger



Bill and Donna Keithley's all brick ranch style home displays a proud true front façade of the ranch style home. The garage is not visible from the front of the home; the owner has access through the alley opening up the front yard for additional green space. The right angles of a typical ranch style home are in wonderful contrast with the curving sidewalk to the front entry of the home. This curving sidewalk

divides the front yard with a colorful flower garden on one side, and a nice green lawn on the other side. The stars and stripes wave proudly above the flower garden.

## Landscape Tour Guide by Donna Keithley

Our home at 1319 East D Street was built in the early 1950's. A neighbor, Liz Kuhlman who purchased their home when it was 5 years old, provided us with information that their home was one of five built at the same time. These five homes were originally built from the same designs. All of the houses have since undergone remodeling and/or additions, and are no longer similar.

The large property was originally owned by Joe Rhoades (then affiliated with NPPD), he sold all of the houses except the current home of the Keithley's. The single home was rented out to tenants for many years.

In the 1970's, Mr. Rhoades retired and moved into the home. He altered the property by incorporating the current garage as the main living room, added a family room to the house and built a double car garage in the back. The Keithley's have owned the property since 1991. Mr. Rhoades had designed the garage with cupboards, sinks and a stove. Mr. Rhoades made and sold a favorite recipe for peanut brittle during the holidays from this garage.

In 1996, we remodeled by removing the original drive, adding a curved walk and a flower bed. In the years since, we have gradually filled in our flower areas and added a small deck and fish pond in the back yard.

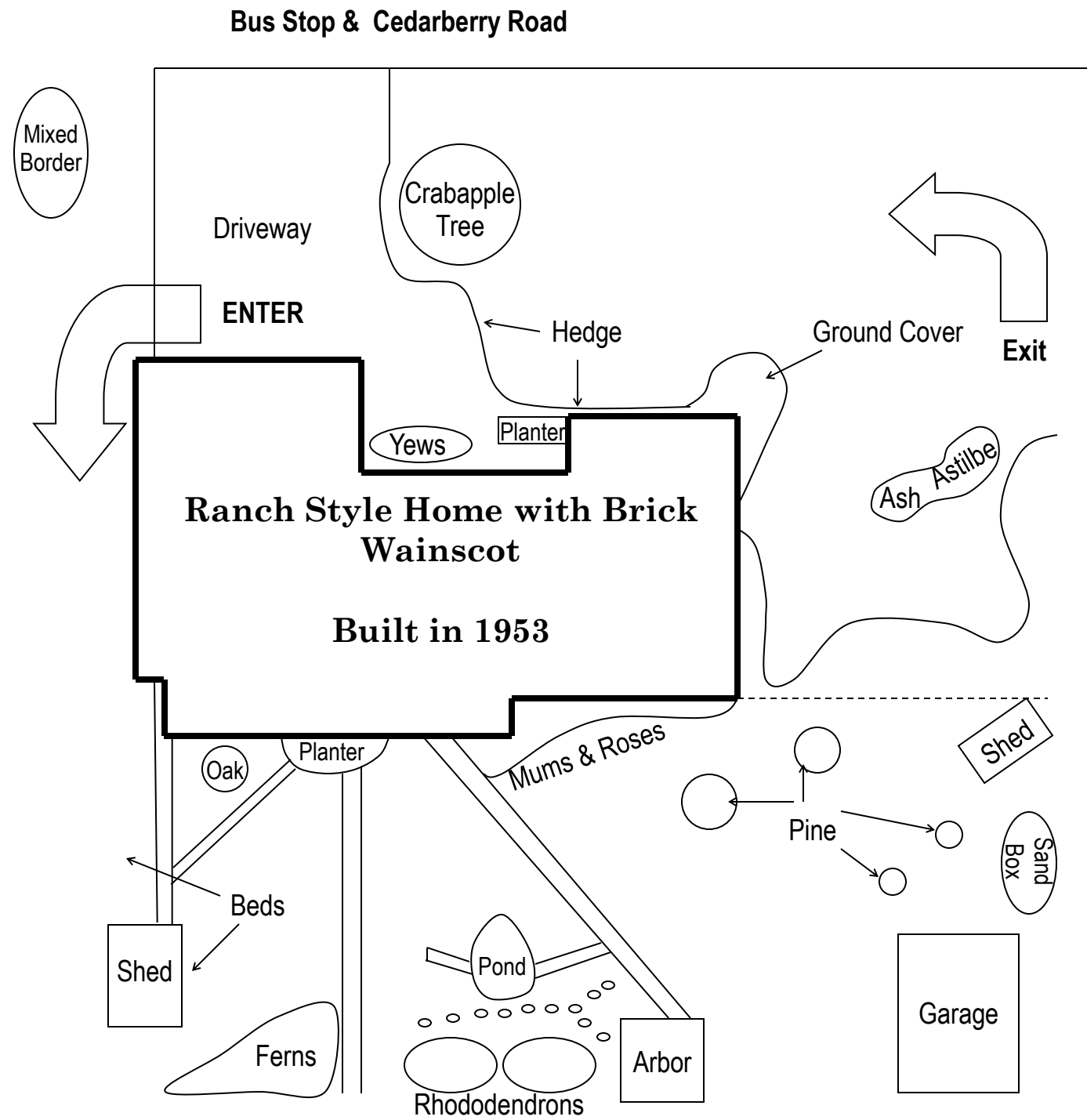
I am not a master gardener by any means. In fact, I feel guilty for the recognition as there are so many beautiful yards. I try to have things blooming throughout the season, but also have a habit of never wanting to pull extra plants.

Yes, gardening as we know, can be work at times, but what therapy. And how rewarding it is when folks pass by and tell you how much they enjoy your efforts. That makes it all worth while.

We thoroughly enjoy the entire house, yard, and neighborhood. It is a great place to live.



2600 Cedarberry Road





### **Architectural Review by Stephen Granger**

Mark and Mary Pat Kenney residence is located on Cedarberry Road and consists of an oversized lot in the middle of the block. The house is a ranch style home with brick wainscot and vertical siding. This style of ranch house has some prairie style design with some of the extended eaves to allow for additional shading during the summer heat, mixing in some modern materials and the sunrises display of siding at both roof gables. The front entry has a curved low hedge to invite guests to the front patio with several sculptured shrubs to enhance the landscaping. You will be very impressed with their use of materials and placement of landscaping in the back yard. There is lots of sweat equity in the new water garden.

### **Landscape Tour Guide by Mark Kenny**


This ranch home was built in the mid-1950's. Being one of the earliest homes in this neighborhood afforded it a generous yard for planting. Its original dwellers erected the home themselves, and its been rumored that they removed saplings from the river to start their first landscape. Many of the trees have died, but a few cedars still remain.

Now, graced by more than 15 trees allows for may choices for plant selection, from full sun lovers to shade tolerant. The challenge of providing continuous color throughout the growing season is attempted by using various beds in strategic locations. A water garden (under construction) and other special features are included throughout the landscape. Be on the lookout for garden surprises.

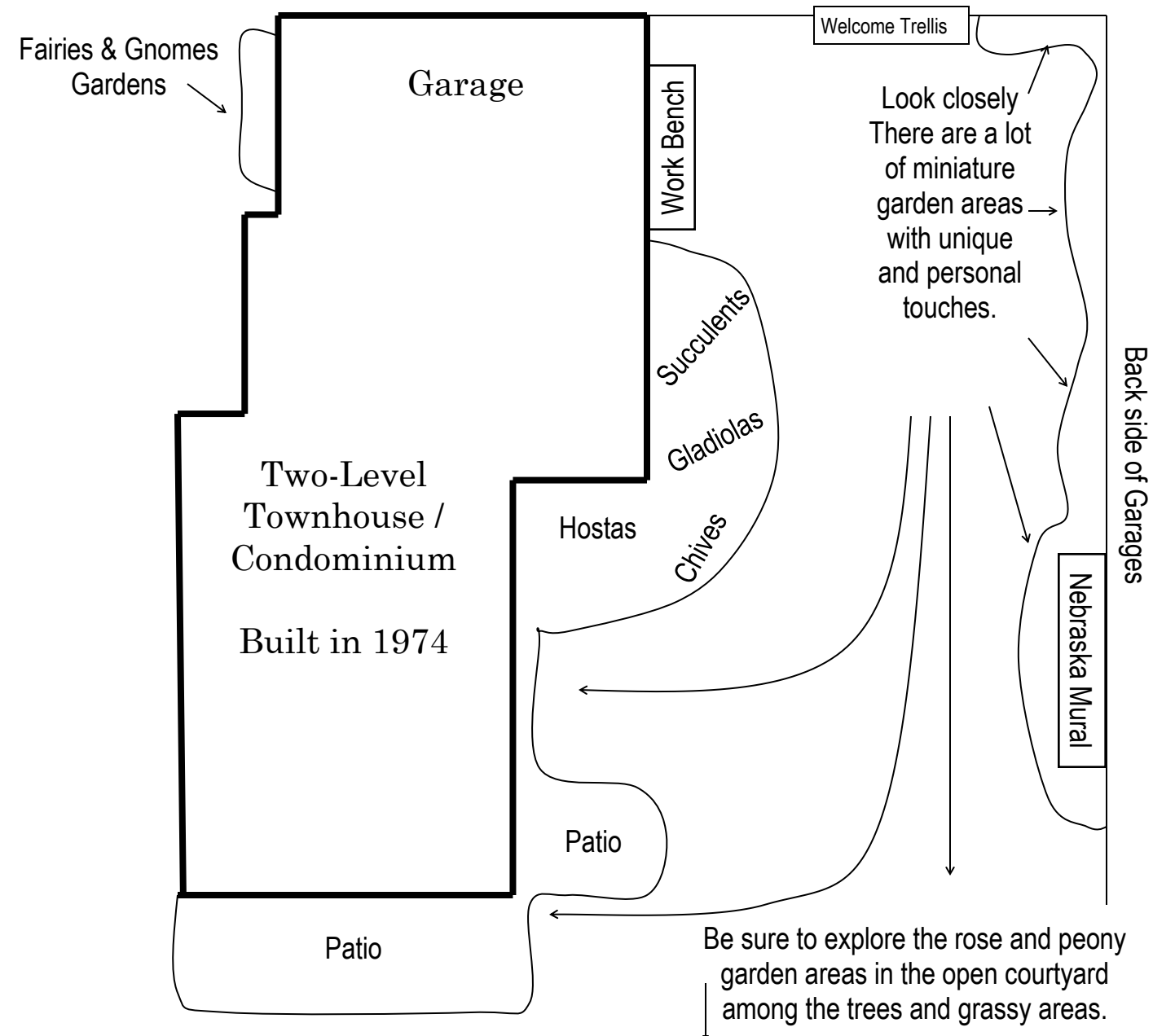
Welcome and enjoy the splendor of God in gardening.

# Erickson & Simonson

302 Hahn Avenue



Please park across to the North from the condominiums in the Dr. Office parking lot. The area surrounding the condominium is reserved for residents use only.





### **Architectural Review by Stephen Granger**

Alan Erickson and Cheri Simonson have redefined town home living with the ability to grow beyond the actual town home. The town home is a more modern style two-story home with the garage being the typical dominant feature of the town home. With the use of landscaping, they have altered that image. There is some influence from the east coast utilizing a combination of brick; mansard roofs and the use of shake shingle siding. The town home property was graced with some additional property to the east, which the owner has put to excellent use. Alan and Cheri have extended the front façade of the garage with landscaping, wood fencing, some additional rock parking and a gateway entry into their own side yard. The side yard allows for some excellent shaded area to relax in the evening hours.

### **Landscape Tour Guide by Cheri Simonson**

Cheri Simonson started gardening four years ago when she finally found the time to work outside. Her garden is inspired by other's gardens. Her favorite flowers are orchids and anything tropical. Her favorite color of flower is white because it makes other colors stand out. In the front of her house Cheri has a collection of seashells and gnomes. Most of her flowers however, are in her back yard.

Right outside her sliding glass doors, she has a beautiful metal survival art sculpture from Haiti. She also has a miniature garden complete with stepping stones made from cement and rhubarb leaves. On the side of her house she has a fairy garden.

To create her fairy garden Cheri has placed plants in a chair. Some leaves are large enough to catch water when it rains so the "fairies" can drink and bathe. Other leaves are smaller and softer so the "fairies" have a bed.

Since Cheri can not have a stream, she has created one of her own using iridescent glass stones. Next to her "stream" is a gazing ball. Gazing balls were created so that when gardening no one can sneak up behind you.

The center point of Cheri's garden is her mural by Patsy Smith. The mural shows the layers of Nebraska starting with the fossil beds and ending with tornados in the skies. Cheri loves running water over the painting and watching it fall over Nebraska.

Anything can be a planter including her son's old work boots, baskets, bird baths, wheel barrows and goat carts. Cheri's next project is to create a new berm beneath a row of trees and put flowers below her sign. Cheri believes that a garden is never finished but always a work in progress.

 Relax & Learn Garden Gathering Information 

Centennial Park Gazebo  
11:00 PM—1:00 PM



“Extending Your Living Space into the Garden”  
by Judy Betty — Master Gardener Volunteer

“Butterfly Gardens”  
by Susie Maupin — Master Gardener Volunteer

“Planting Trees”  
by George Haws — UNL Extension Associate

“Pruning Trees and Shrubs”  
by Dan Nelson — Turnbull’s Landscaping, Inc.



 Prize Drawing @ 1:00 pm 

Prizes have been donated by the following individuals, organizations, and businesses:

- Birdhouse Gourd \_\_\_\_\_ Carol Swain
- Watering Can Keychain \_\_\_\_\_ Cheryl Roblyer
- \$25.00 Gift Certificate to Huebner’s \_\_\_\_\_ Friends of the Library
- 36 inch Watering Shower Wand \_\_\_\_\_ Garden Glove
- Birdhouse Gourd \_\_\_\_\_ Bloomin’ Idiots Garden Club of Hershey
- Garden Stepping Stone \_\_\_\_\_ Huebner’s Nursery Lawn & Garden Center
- Sun Catcher, Wind Chimes & Garden Stake \_\_\_\_\_ Kaycee Dye
- Garden Angel Plaque \_\_\_\_\_ Linda Broge
- \$20.00 Gift Certificate to McFarland’s & Garden Bag with Tools \_\_\_ McFarland’s Greenhouse
- Gardener’s Helper Basket \_\_\_\_\_ North Platte Public Library Staff
- 2 Wooden Wren Houses \_\_\_\_\_ North Platte Woodcarvers
- Wind Spinner & Copper Dragon Fly Garden Stake \_\_\_\_\_ Stephanie’s
- Pruning Shears \_\_\_\_\_ Turnbull’s Landscaping, Inc.
- Birding & Herb Garden Basket \_\_\_\_\_ Westfield Pharmacy, Hallmark & Floral

# Special Thanks!!

Chris Rankin \_\_\_\_\_ Bus Driver  
City of North Platte: Recreation/Transit & Public Service \_\_\_\_\_ Gazebo, Chairs, Tables, Tents, Parking Cones & Bus  
Do-It Center \_\_\_\_\_ Ticket Sales  
Earl May Nursery & Garden Center \_\_\_\_\_ Ticket Sales  
Friends of the Library \_\_\_\_\_ Prize Donation  
Hobb'E's \_\_\_\_\_ Food & Beverage Service  
Huebner's Nursery Lawn & Garden Center \_\_\_\_\_ Prize Donation  
Kaycee Dye \_\_\_\_\_ Prize Donation  
Keep North Platte & Lincoln County Beautiful \_\_\_\_\_ Volunteer Vests & Publicity  
KNOP-TV (Grazie Jim Craven & Ulysses Carlini) \_\_\_\_\_ Commercial Production & Air Time  
KX104 Radio Station \_\_\_\_\_ Remote Broadcast & Publicity  
Linda Broge \_\_\_\_\_ Prize Donation  
Local Newspapers including the North Platte Telegraph & North Platte Bulletin \_\_\_\_\_ Publicity Releases  
McFarland's Greenhouse \_\_\_\_\_ Prize Donation  
North Platte Public Library Staff \_\_\_\_\_ Prize Donation  
Retired Senior Volunteer Program (RSVP) \_\_\_\_\_ Ticket Sales  
Stephanie's \_\_\_\_\_ Prize Donation (2) & Ticket Sales  
Stephen Granger \_\_\_\_\_ Architectural Reviews  
True Value Home & Outdoor Super Center \_\_\_\_\_ Ticket Sales  
Turnbull's Landscaping, Inc. \_\_\_\_\_ Workshop  
University of Nebraska Cooperative Extension in Lincoln & McPherson Counties Workshop & Master Gardener Coordination  
University of Nebraska Master Gardener Volunteers \_\_\_\_\_ Workshop & Tour Guides  
Westfield Pharmacy \_\_\_\_\_ Prize Donation & Ticket Sales

# Thanks also to the many additional volunteers!!

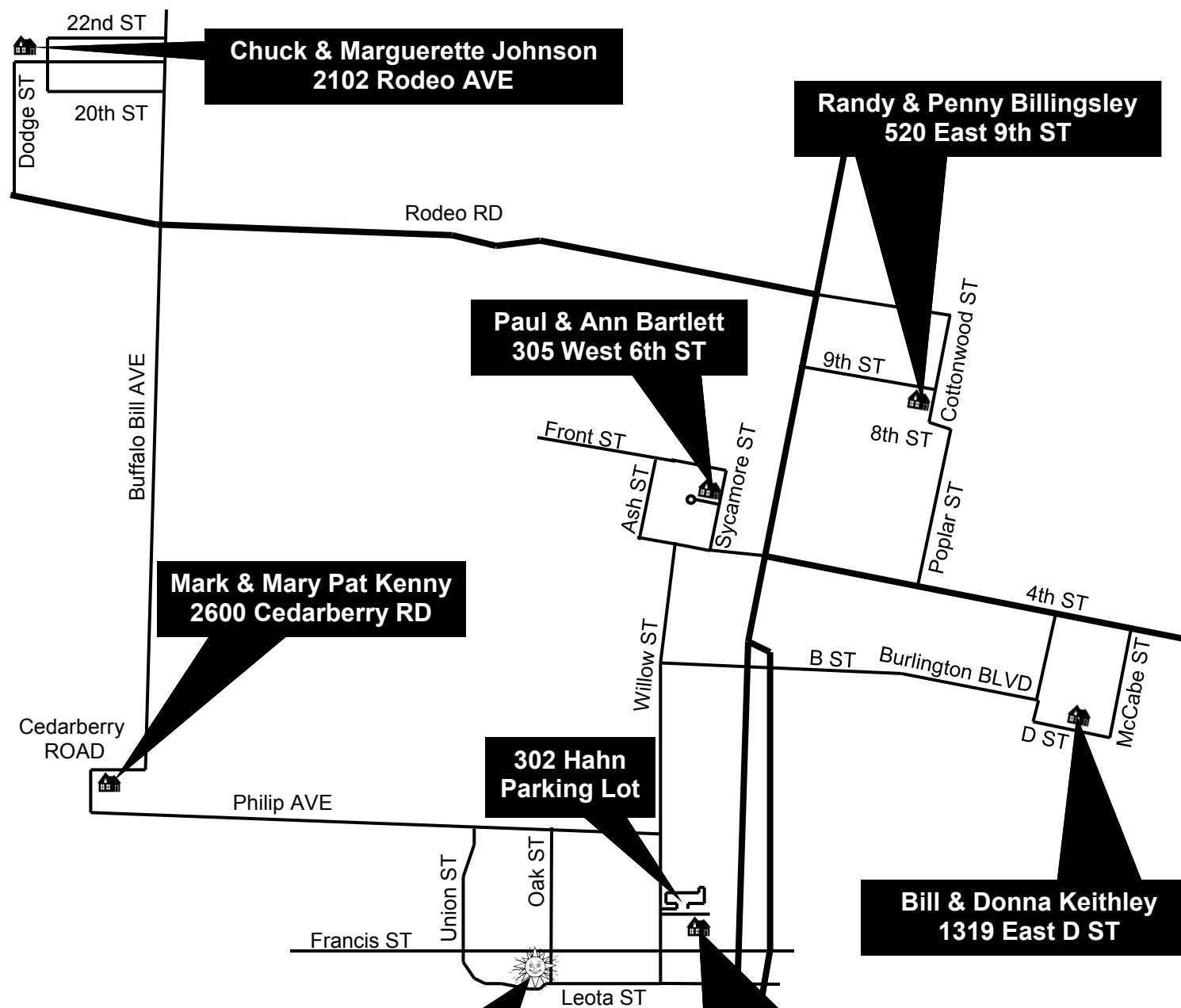
Richelle Koop, Judy Christopherson, and Lucas Raby \_\_\_\_\_ Bartlett's Garden  
Carol Swain, Diane Evans, and Peggy Berger \_\_\_\_\_ Billingsley's Garden  
Ruth Carson, Jerry & Sara Morris, Ron Boerner and Misty Robinson \_\_\_\_\_ Erickson & Simonson Garden  
Floyd & Bernice True, and Darrell Pueppka \_\_\_\_\_ Johnson's Garden  
Mary Jo Jerecke, Angela King, and Cheryl Roblyer \_\_\_\_\_ Keithley's Garden  
Jim Craven, Linda Winder, and Kaycee Dye \_\_\_\_\_ Kenny's Garden  
Carol Eshleman, Sarah Douglas, Ashley Hornelas, Linda Broge, Sara Aden, and Cecelia Lawrence \_\_\_\_\_ Gazebo Helpers  
Judy Betty, Susie Maupin, George Haws, and Dan Nelson \_\_\_\_\_ Workshops

***If we missed someone, we apologize. There were so many volunteers and helpers for this event and we thank each and everyone of them because without them it would not be a success.***

**Thanks also to the garden and home owners who provided their passion and talents; allowing us to take mutual pleasure in the landscapes they created.**



# Gardens & Gables Tour



## Centennial Park Gazebo

8:00 am — 1:00 pm	Purchase Tickets
8:30 am — 1:00 pm	Pickup Maps
9:00 am Sharp	Tour Bus Leaves
11:00 am — 1:00 pm	Gardening Workshops
12:10 pm Approx.	Bus Returns
12:30 pm Sharp	Tour Bus Leaves
1:00 pm	Prize Drawing
3:10 pm Approx.	Bus Returns

**Alan Erickson & Cheri Simonson**  
302 Hahn AVE

Part of Cedarwood Condominiums  
Please do NOT park in resident lots

## Tour Guide Information

Garden Guides wear YELLOW vests  
Traffic Assistants wear ORANGE vests  
Event Organizers wear ORANGE vests

*Please ask us questions and enjoy the tour!*